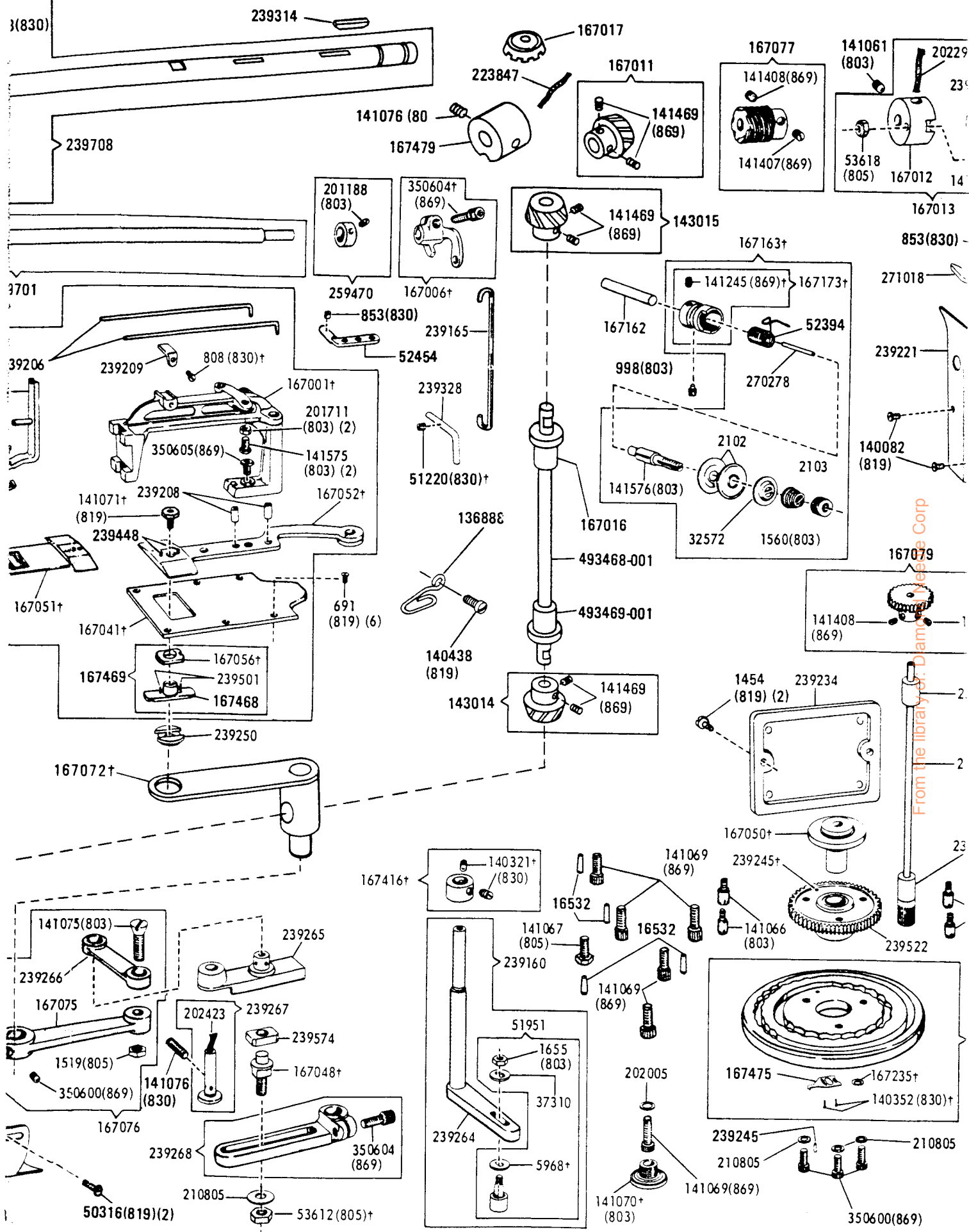


SINGER

369W

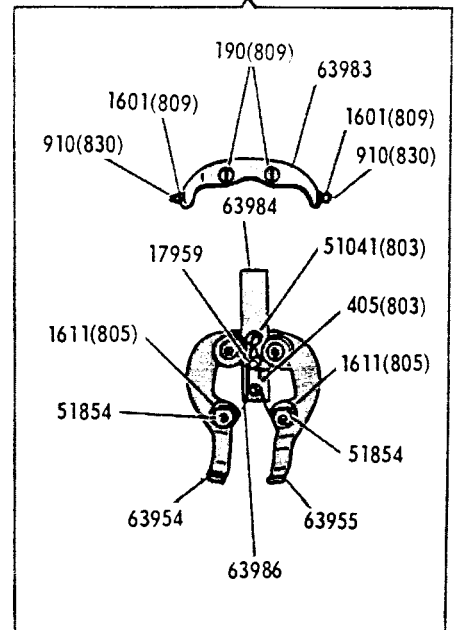
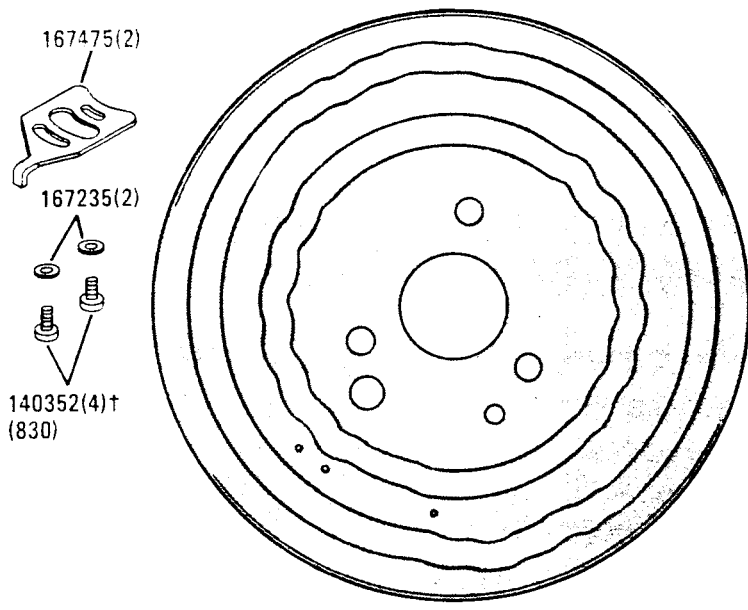
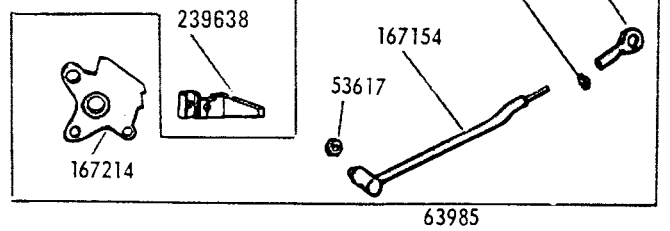
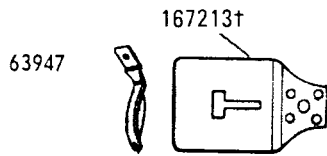
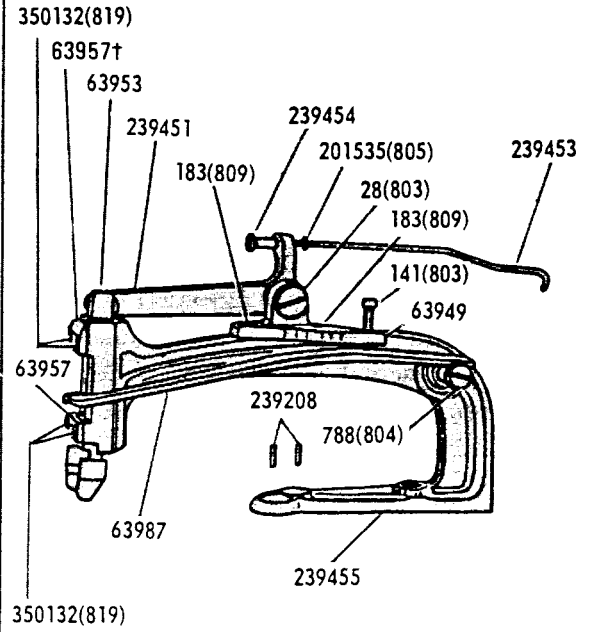
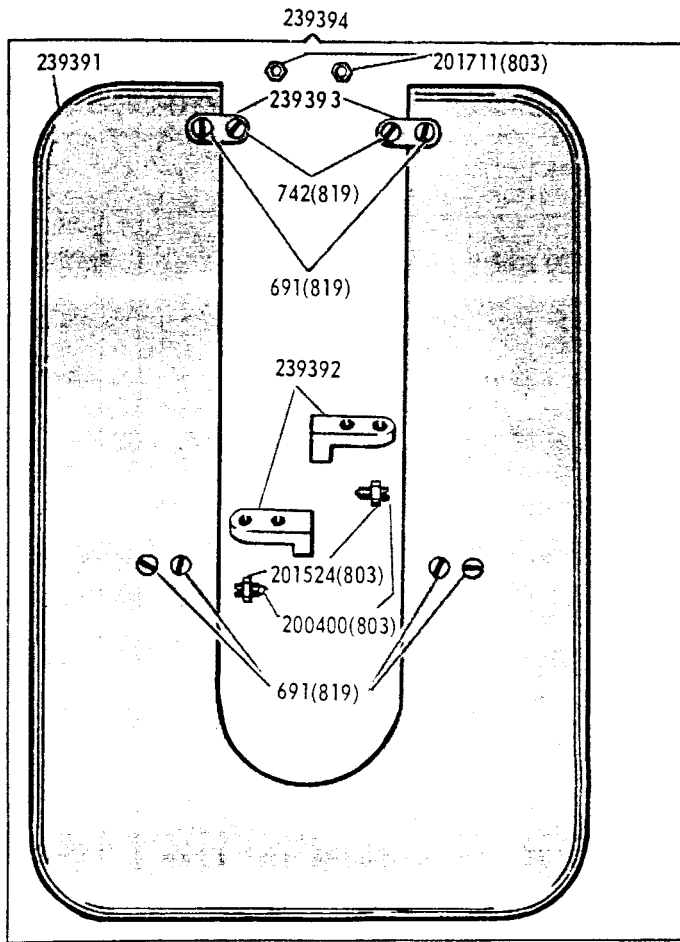


THE SINGER COMPANY

Copyright 1979 by The Singer Company
 Copyright under International Copyright Union
 All Rights Reserved under Inter-American Copyright Union

From the library of: Dams & Neese Corp

PARTS FOR 369W138 MACHINE



From the library of: Diamond Needle Corp

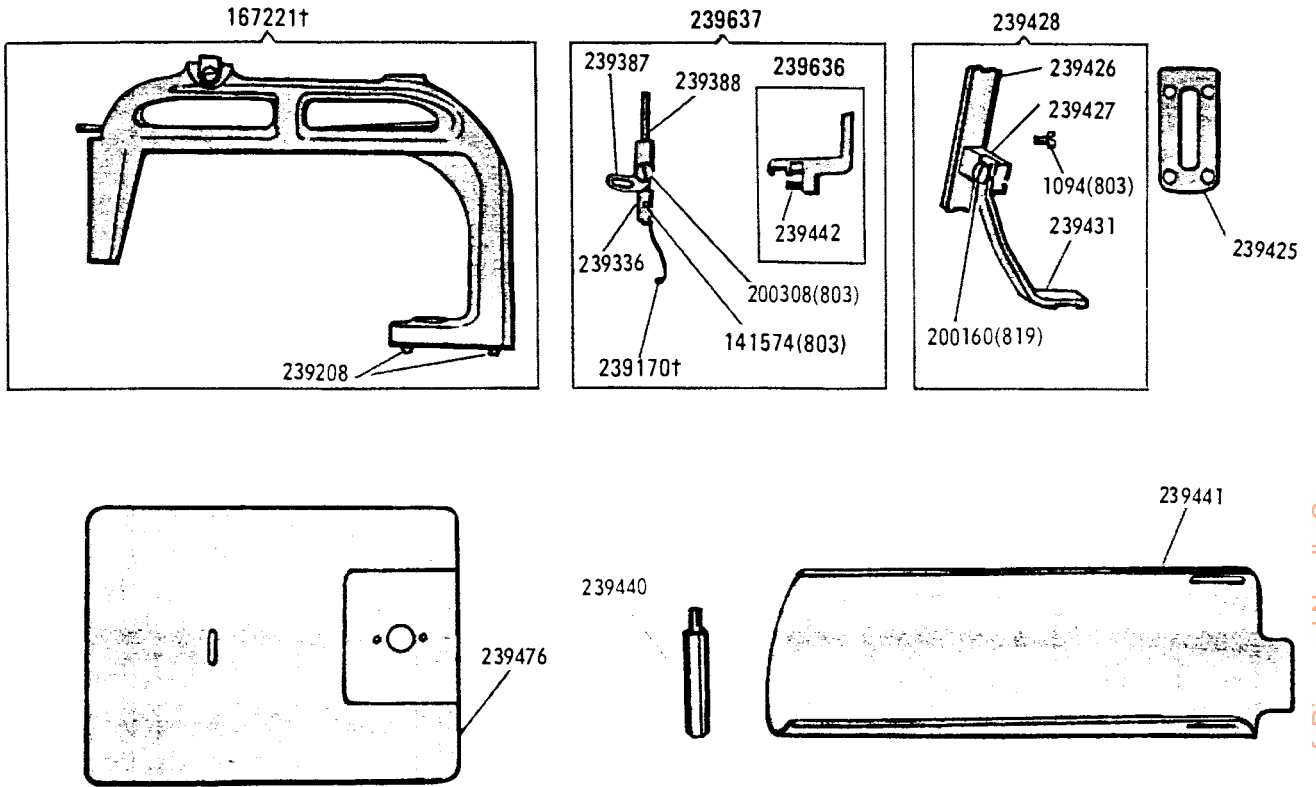
369W139

Same as 369W141, except for the following:

PARTS ADDED	DESCRIPTION	PARTS REMOVED
239431	Arch Clamp Foot	--
239636	Arch Clamp Foot Lifter with 239442	239633
239425	Arch Clamp Foot Retaining Plate	--
200160(819)	Arch Clamp Foot Screw	--
239426	Arch Clamp Foot Shank	--
239427	Arch Clamp Foot Shank Arm	--
1094(803)	Arch Clamp Foot Shank Arm Screw	--
239428	Arch Clamp Foot Shank complete, Nos. 1094(803), 200160(819), 239426, 239427 and 239431	--
167221	Arch Clamp Frame with two 239208	167001
239430	Arch Clamp complete, Nos. 141071(819), 141575(803), 167041, 167052, 167221, 167469, 201711(803), 239206, 239209, 239425, 239428, 239476, 350605(869) and five 808(830)	167423
239440	Cylinder Base Leg	--
239441	Cylinder Cover (bottom)	239233
X239739	Feed and Knife Driving Cam with 167235, 167475 and two 140352(830)	X239712
239476	Feed Plate	167051
239394	Work Plate complete (see 369W138)	--
239637	Thread Wiper (quick acting) complete, Nos. 141574(803), 200308(803), 239170, 239336, 239387, 239388 and 239636	--
X239719	Throat Plate	--
55325	Throat Plate Needle Hole Bushing	496135
X239738	Throat Plate X239719 with 17828, 50018(806), 55325, 200186(805), 201711(803), X239715, 350821(830), 499919, 499920, 499922 and two 1208(809)	X239721

From the library of: Diamond Needle Corp

PARTS FOR 369W139 MACHINE



369W142

Same as 369W141, except for the following:

PARTS ADDED	DESCRIPTION	PARTS REMOVED
167142	Vertical Drive Shaft Worm	167077
167149	Vertical Drive Shaft Worm Gear	167079
X239733	Feed and Knife Driving Cam with 167235, 167475 and two 140352(830)	X239712

369W149

Same as 369W141, except for the following:

PARTS ADDED	DESCRIPTION	PARTS REMOVED
239614	Arch Clamp Foot	--
239636	Arch Clamp Foot Lifter with 239442	239633
239425	Arch Clamp Foot Retaining Plate	--
200160(819)	Arch Clamp Foot Screw	--
239426	Arch Clamp Foot Shank	--
239427	Arch Clamp Foot Shank Arm	--
1094(803)	Arch Clamp Foot Shank Arm Screw	--
239615	Arch Clamp Foot Shank complete, Nos. 1094(803), 200160(819), 239426, 239427, and 239614	--
167221	Arch Clamp Frame with two 239208	167001
239617	Arch Clamp complete, Nos. 141071(819), 141575(803), 167041, 167052, 167221, 167469, 201711(803), 239206, 239209, 239425, 239615, 239619, 350605(869) and five 808(830)	167423
239440	Cylinder Base Leg	--
239441	Cylinder Cover (bottom)	239233
X239740	Feed and Knife Driving Cam with 167235, 167475 and two 140352(830)	X239712
239619	Feed Plate	167051
239394	Work Plate complete (see 369W138)	--
X239719	Throat Plate	--
55325	Throat Plate Needle Hole Bushing	496135
X239738	Throat Plate X239719 with 17828, 50018(806), 55325, 200186(805), 201711(803), X239715, 350821(830), 499919, 499920, 499922 and two 1208(809)	X239721

ACCESSORIES FOR CLASS 369W MACHINES

NUMBER	DESCRIPTION
167189	Belt Guard with 141093(830), 167188, 239356, 239357 and two 141103(850)
167187	Belt Guard with 141093(830)
239355	Belt Guard Base
239444-001	Belt Guard Base 239355 with two wood screws 1-1/4" No. 12 R.H.B.
239356	Belt Guard Hinge Pin
141093(830)	Belt Guard Hinge Pin Set Screw
239357	Belt Guard Lock Spring
167188	Belt Guard Lock Spring Plate
141103(830)	Belt Guard Lock Spring Plate Screw (2)
141577(803)	Belt Guard Lock Spring Screw Stud
239729	Bobbin (2)
228785	Drip Pan (except for 269W139 Machine)
201308(805)	Drip Pan Screw (4)
203637	Drip Pan Screw Washer (4)
52843	Drip Pan Washer (leather) (4)
259832	Eye Guard Complete, Nos. 200273(819), 226467, 259830, 259831 and two 200184(819)
259846	Eye Guard and Extension complete, Nos. 200095(819), 201528(819) 259832 and 259845, for 269W139 Machine
259831	Eye Guard Bracket
200273(819)	Eye Guard Bracket Hinge Screw
200184(819)	Eye Guard Bracket Screw (2)
226467	Eye Guard Bracket Spring Washer
259830	Eye Guard Deflector
259845	Eye Guard Deflector Bracket Extension, for 259846
200095(819)	Eye Guard Deflector Bracket Extension Screw, for 259846
201528(819)	Eye Guard Deflector Bracket Extension Screw Nut, for 259846
167448	Machine Base Oil Drain Jar (plastic)
228444	Machine Cushion (4)
12361-001	Machine Hinge Connection (2)
228809	Machine Support with two wood screws 1-1/4" No. 12 F.H. (2) (left and right)
228787	Machine Tilting Latch Lever
228788	Machine Tilting Latch Lever 228787 with 225459 and 228790
225459	Machine Tilting Latch Lever Joint Stud
200246(803)	Machine Tilting Latch Lever Screw
228789	Machine Tilting Latch Lever Spring
228790	Machine Tilting Latch Lever Stop
120343	Oil Spout
120342	Oiler with 120343
120341	Tweezers
228476	Screw Driver
239371	Wrench (5/16" Hex.)
OPERATING EQUIPMENT	
228807	Operating Equipment complete, Nos. two each 2770, 32134, 167416, 228802, 228811, 228861, and four each 228805 and 228806
167226-001	Operating Equipment Cable (2)
228861	Operating Equipment Cable (adjustable) complete, Nos. 1521(819), 151633, 167226-001 and 228858 (2)
1521(819)	Operating Equipment Cable Lock Nut (2)
228858	Operating Equipment Cable Yoke End (2)
151633	Operating Equipment Cable Yoke End Pin (2)
228910	Operating Equipment Chain (24" long) (2)
228802	Operating Equipment Chain 228910 with two 202784 (2)
202784	Operating Equipment Chain Hook (4)
228811	Operating Equipment Rock Shaft (2)
167416	Operating Equipment Rock Shaft Collar with two 140321(830) (2)
140321(830)	Operating Equipment Rock Shaft Collar Set Screw (4)
228805	Operating Equipment Rock Shaft Lever Arm (4)
228806	Operating Equipment Rock Shaft Lever Arm Bracket with two 356(803) (4)
356(803)	Operating Equipment Rock Shaft Lever Arm Bracket Set Screw (8)
32134	Operating Equipment Rock Shaft Spring (2)
2770	Operating Equipment Rock Shaft Stop Dog with 140219(803) (2)
140219(803)	Operating Equipment Rock Shaft Stop Dog Screw (2)
DRIVING ACCESSORIES FOR HEAD-ON INSTALLATION	
150750	Machine Driving Belt, 50" long, (V-belt)
151223	Motor Mount and Belt Tightener complete, Nos. 51655(813), 150783, 151066, 151219 to 151222, two each 9281, 151068, four each 50807(813) and eight each 1778(816), 9842 and 126150
228822	Treadle complete, Nos. 2718(813), 14372, 14373, 14375, 17881, 50581(813) and two 46709 (2)

ACCESSORIES FOR MACHINE 369W139 AND 369W149 FOR SUBMERGED PARALLEL MOUNTING

NUMBER	DESCRIPTION
239355	Belt Guard Base
239445	Belt Guard Base 239355 with two each 67425, 201752(819) and 350640(819)
239446	Belt Guard Base Spacer
239447	Drip Pan with four 228804
228804	Drip Pan Rock Shaft Bushing
201308(805)	Drip Pan Screw (3)
203637(805)	Drip Pan Screw Washer (3)
52843	Drip Pan Washer (leather)
263417	Drip Pan Jack Screw
1517(805)	Drip Pan Jack Screw Lock Nut
167448	Machine Base and Oil Drain Jar (plastic)
228444	Machine Cushion (2)
228881	Machine Support Complete, Nos. 228866, 228868, 228870 to 228872, 239445, 239446, two 228444, four each 228873 to 228875 and 350639(819)
228786	Machine Support (rear)
228870	Machine Support (rear) 228786 with two each 51074(813) and 67425
67425	Lock Washer (11)
51074(813)	Machine Support Bolt (3)
228872	Machine Support Bracket (rear)
228873	Machine Support Bracket Jack (4)
350639(819)	Machine Support Bracket Jack Bolt (4)
228874	Machine Support Bracket Jack Bolt Washer (4)
228875	Machine Support Bracket Jack Flange with three wood screw 7/8" No. 12 R.H.B. (4)
228871	Machine Support Bracket (front) with two each 67425, 350640(819) and four 201752(819)
350640(819)	Screw (4)
201752(819)	Nut (10)
228867	Machine Support (front)
228868	Machine Support (front) 228867 with 51074(813), 67425, 200076(819) and 228869
200076(819)	Machine Support (front) Cushion Screw
228869	Machine Support (front) Cushion (nylon)
350641(819)	Screw (4)
228866	Machine Hinge Connection and Belt Guard Mounting Plate with four each 67425, 201752(819) and 350641(819)
OPERATING EQUIPMENT	
228879	Operating Equipment Complete, Nos. 228811, 228878, two each 32134, 228802, 228861, 268072, four each 2770, 228805 and 228806
228811	Operating Equipment Rock Shaft
2770	Operating Equipment Rock Shaft Stop Dog with 140219(803) (4)
140219(803)	Operating Equipment Rock Shaft Stop Dog Set Screw
32134	Operating Equipment Rock Shaft Spring (2)
268072	Operating Equipment Rock Shaft Collar with two 200386(803) (2)
200386(803)	Operating Equipment Rock Shaft Collar Set Screw (4)
288806	Operating Equipment Rock Shaft Lever Arm Bracket with two 356(803) (4)
356(803)	Operating Equipment Rock Shaft Lever Arm Bracket Set Screw (8)
228805	Operating Equipment Rock Shaft Lever Arm (4)
228861	Operating Equipment Cable (adjustable) Complete, Nos. 1521(819), 151633, 167226-001 and 228858 (2)
151633	Operating Equipment Cable (adjustable) Yoke End Pin (2)
228858	Operating Equipment Cable (adjustable) Yoke End (2)
1521(819)	Operating Equipment Cable Lock Nut (2)
167226-001	Operating Equipment Cable (2)
228910	Operating Equipment Chain (lower), 24" long (2)
228802	Operating Equipment Chain (lower) 228910 with two 202784 (2)
228878	Starting Rock Shaft
DRIVING ACCESSORIES	
228829	Driving Accessories Complete, Nos. 150748, 228880 and two 228877
228876	Foot Lifter Treadle (2)
228877	Foot Lifter Treadle 228876 with 2718(813), 14373 and 50581(813) (2)
14373	Foot Lifter Treadle Extension (2)
50581(813)	Foot Lifter Treadle Extension Screw (2)
2718(813)	Foot Lifter Treadle Extension Screw Washer (2)
151219	Belt Tightener Hinge Plate
150783	Belt Tightener Hinge Plate Adjusting Screw 150701 with 51655(813)
150701	Belt Tightener Hinge Plate Adjusting Screw
51655(813)	Belt Tightener Hinge Plate Adjusting Screw Nut
9281	Belt Tightener Hinge Plate Adjusting Screw Nut Washer
151066	Belt Tightener Hinge Plate Adjusting Screw Hinge Pin
151068	Belt Tightener Hinge Plate Adjusting Screw Hinge Pin Retaining Ring (2)
1062(819)	Belt Tightener Hinge Plate Mounting Screw (4)
1606(819)	Belt Tightener Hinge Plate Mounting Screw Nut (4)
126150	Belt Tightener Hinge Plate Mounting Screw Nut Washer (4)
151220	Belt Tightener Hinge Plate Adjusting Screw Hinge Bracket
151221	Belt Tightener Hinge Plate Hinge Bracket
151222	Belt Tightener Hinge Plate Hinge Bracket Pin
50807(813)	Belt Tightener Hinge Plate Motor Mounting Bolt (4)
1778(813)	Belt Tightener Hinge Plate Motor Mounting Bolt Nut (4)
9842	Belt Tightener Hinge Plate Motor Mounting Bolt Nut Washer (4)
150748	Machine Driving Belt, 48" long (V-belt)
228880	Motor Mount and Belt Tightener Complete, Nos. 51655(813), 150783, 151066, 151219 to 151222, two each 9281, 151068, four each 1062(819), 1606(819), 1778(813) 9842, 50807(813) and eight 126150

**369W105 AND 369W117
BUTTON CLAMP: AUTOMATIC LOAD**

PARTS ADDED	DESCRIPTION	PARTS REMOVED
136924	Button Clamp (left) with 17723	—
136600	Button Clamp (left) Spring	—
167317	Button Clamp (left) Adjusting Spring	—
230(819)	Button Clamp (left) Spring Screw	—
136925	Button Clamp (right) with 17723	—
136603	Button Clamp (right) Spring	—
167319	Button Clamp (right) Adjusting Spring	—
230(819)	Button Clamp (right) Spring Screw	—
167320	Button Clamp Arm with 17714	—
167322	Button Clamp Arm Hook Screw with 63825	—
63825	Button Clamp Arm Hook Stud	—
202(819)	Button Clamp Arm Hook Screw (left)	—
1182(819)	Button Clamp Arm Hook Screw (right)	—
1175(830)	Button Clamp Hinge Screw (2)	—
39242	Button Clamp Spreader	—
124737	Button Clamp Spreader Lever	—
124739	Button Clamp Spreader Lever Stop	—
50237(833)	Button Clamp Spreader Lever Stop Position Screw	—
1180(819)	Button Clamp Spreader Lever Stop Screw	—
17718	Button Clamp Spreader Lever Stop Screw Washer	—
167324	Button Clamp Spreader Spring	—
136953	Button Clamp Stop with Two 239501	—
350948(833)	Button Clamp Spreader Spring Screw Stud	—
1182(819)	Button Clamp Spreader Thumb Plate Screw	—
1183(819)	Button Clamp Stop Screw	—
136926	Button Clamp Complete (AUTOMATIC LOAD), Nos. 202(819), 1180(819), 1183(819), 17718, 39242, 50237(833), 124737, 124739, 136600, 136603, 136924, 136925, 136953, 167317, 167319, 167320, 167322, 167324, 350948(833), and two each 230(819), 1175(830) and 1182(819).	—

369W105 AND 369W117 (CONT'D.)

PARTS ADDED	DESCRIPTION	PARTS REMOVED
136881	Longitudinal Rock Shaft (driver)	-
136882	Longitudinal Rock Shaft (driver) Coupling with 140409(869)	167416
140409(869)	Longitudinal Rock Shaft (driver) Coupling Set Screw	-
214529	Longitudinal Feed Throw-out Screw Drag Spring	-
350802(830)	Longitudinal Feed Throw-out Screw	-
136879	Longitudinal Rock Shaft (driving)	239384
136880	Longitudinal Rock Shaft Driving with 51951	239144
239779	Feed Plate Carrier Bar Biasing Lever Arm	-
140160(803)	Feed Plate Carrier Bar Biasing Lever Hinge Screw	-
175032	Feed Plate Carrier Bar Biasing Lever Hinge Screw-Washer	-
136961	Feed Plate Carrier Bar Biasing Lever Spring	-
167469	Feed Plate Carrier Bar Driving Block Complete, Nos. 167056 and 167468	-
136969	Cylinder Cover Plate (top)	167041
167029	Feed Plate Carrier Bar	167052
167028	Feed Plate	167051
141071(819)	Feed Plate Carrier Bar Driving Block Screw	-
239719	Throat Plate	-
55325	Throat Plate Needle Hole Bushing	496135
239738	Throat Plate 239719 with 17828, 50018(806), 55325, 200186(805), 201711(803), 239715, 350821(830), 499919, 499920, 499922 and two 1208(809)	239721

PARTS FOR 369W105 ONLY

PARTS ADDED	DESCRIPTION	PARTS REMOVED
167183	Vertical Drive Shaft Worm	167077
167184	Vertical Drive Shaft Worm Gear	167079
239781	Feed and Knife Driving Cam with two each 167235, 167475 and four 140352(830)	239712

PARTS FOR 369W117 ONLY

PARTS ADDED	DESCRIPTION	PARTS REMOVED
167044	Vertical Drive Shaft Worm	167077
167073	Vertical Drive Shaft Worm Gear	167079
239782	Feed and Knife Driving Cam with two each 167235, 167475 and four 140352(830)	239712

**369W105 AND 369W117
BUTTON CLAMP CONVERSION: AUTOMATIC LOAD TO MANUAL LOAD**

PARTS ADDED	DESCRIPTION	PARTS REMOVED
-	Button Clamp Complete (AUTOMATIC LOAD), Nos. 202(819), 1180(819), 1183(819), 17718, 39242, 50237(833), 124737, 124739, 136600, 136603, 136924, 136925, 136953, 167317, 167319, 167320, 167322, 167324, 350948(833), and two each 230(819), 1175(830) and 1182(819)	-
1181(819)	Button Clamp Spreader Spring Screw Stud	350948(833)
124733	Button Clamp Opening Lever	-
167323	Button Clamp Opening Lever Bracket	-
1182(819)	Button Clamp Opening Lever Bracket Screw	-
99(819)	Button Clamp Opening Lever Hinge Screw	-
124738	Button Clamp Spreader Lever Adjusting Plate	-
1182(819)	Button Clamp Spreader Lever Adjusting Plate Screw	-
17718	Button Clamp Spreader Lever Adjusting Plate Screw-Washer	-
63741	Button Clamp Spreader Thumb Plate	-
167325	Button Clamp Complete (MANUAL LOAD), Nos. 99(819), 202(819), 1180(819), 1181(819), 1183(819), 39242, 50237(833), 63741, 124733, 124737, 124738, 124739, 136600, 136603, 136924, 136925, 136953, 167317, 167319, 167320, 167322, 167323, 167324, two each 230(819), 1175(830), 17718 and four each 1182(819).	-

BUTTON CLAMP CONVERSION: MANUAL LOAD TO AUTOMATIC LOAD

PARTS ADDED	DESCRIPTION	PARTS REMOVED*
-	Button Clamp Complete (MANUAL LOAD), Nos. 99(819), 202(819), 1180(819), 1181(819), 1183(819), 39242, 50237(833), 63741, 124733, 124737, 124738, 124739, 136600, 136603, 136924, 136925, 136953, 167317, 167319, 167320, 167322, 167323, 167324, two each 230(819), 1175(830), 17718 and four each 1182(819).	-
350948(833)	Button Clamp Spreader Spring Screw Stud	1181(819)
-	Button Clamp Opening Lever	124733
-	Button Clamp Opening Lever Bracket	167323
-	Button Clamp Opening Lever Bracket Screw	1182(819)
-	Button Clamp Opening Lever Hinge Screw	99(819)
-	Button Clamp Spreader Lever Adjusting Plate	124738
-	Button Clamp Spreader Lever Adjusting Plate Screw	1182(819)
-	Button Clamp Spreader Lever Adjusting Plate Screw-Washer	17718
-	Button Clamp Spreader Thumb Plate	63741
136926	Button Clamp Complete (AUTOMATIC LOAD), Nos. 202(819), 1180(819), 1183(819), 17718, 39242, 50237(833), 124737, 124739, 136600, 136603, 136924, 136925, 136953, 167317, 167319, 167320, 167322, 167324, 350948(833), and two each 230(819), 1175(830) and 1182(819).	-

ACCESSORIES FOR CLASS 369W MACHINES

NUMBER	DESCRIPTION
167189	Belt Guard with 141093(830), 167188, 239356, 239357 and two 141103(850)
167187	Belt Guard with 141093(830)
239355	Belt Guard Base
239444-001	Belt Guard Base 239355 with two wood screws 1-1/4" No. 12 R.H.B.
239356	Belt Guard Hinge Pin
141093(830)	Belt Guard Hinge Pin Set Screw
239357	Belt Guard Lock Spring
167188	Belt Guard Lock Spring Plate
141103(830)	Belt Guard Lock Spring Plate Screw (2)
141577(803)	Belt Guard Lock Spring Screw Stud
239729	Bobbin (2)
228785	Drip Pan (except for 269W139 Machine)
201308(805)	Drip Pan Screw (4)
203637	Drip Pan Screw Washer (4)
52843	Drip Pan Washer (leather) (4)
259832	Eye Guard Complete, Nos. 200273(819), 226467, 259830, 259831 and two 200184(819)
259846	Eye Guard and Extension complete, Nos. 200095(819), 201528(819) 259832 and 259845, for 269W139 Machine
259831	Eye Guard Bracket
200273(819)	Eye Guard Bracket Hinge Screw
200184(819)	Eye Guard Bracket Screw (2)
226467	Eye Guard Bracket Spring Washer
259830	Eye Guard Deflector
259845	Eye Guard Deflector Bracket Extension, for 259846
200095(819)	Eye Guard Deflector Bracket Extension Screw, for 259846
201528(819)	Eye Guard Deflector Bracket Extension Screw Nut, for 259846
167448	Machine Base Oil Drain Jar (plastic)
228444	Machine Cushion (4)
12361-001	Machine Hinge Connection (2)
228809	Machine Support with two wood screws 1-1/4" No. 12 F.H. (2) (left and right)
228787	Machine Tilting Latch Lever
228788	Machine Tilting Latch Lever 228787 with 225459 and 228790
225459	Machine Tilting Latch Lever Joint Stud
200246(803)	Machine Tilting Latch Lever Screw
228789	Machine Tilting Latch Lever Spring
228790	Machine Tilting Latch Lever Stop
120343	Oil Spout
120342	Oiler with 120343
120341	Tweezers
228476	Screw Driver
239371	Wrench (5/16" Hex.)
OPERATING EQUIPMENT	
228807	Operating Equipment complete, Nos. two each 2770, 32134, 167416, 228802, 228811, 228861, and four each 228805 and 228806
167226-001	Operating Equipment Cable (2)
228861	Operating Equipment Cable (adjustable) complete, Nos. 1521(819), 151633, 167226-001 and 228858 (2)
1521(819)	Operating Equipment Cable Lock Nut (2)
228858	Operating Equipment Cable Yoke End (2)
151633	Operating Equipment Cable Yoke End Pin (2)
228910	Operating Equipment Chain (24" long) (2)
228802	Operating Equipment Chain 228910 with two 202784 (2)
202784	Operating Equipment Chain Hook (4)
228811	Operating Equipment Rock Shaft (2)
167416	Operating Equipment Rock Shaft Collar with two 140321(830) (2)
140321(830)	Operating Equipment Rock Shaft Collar Set Screw (4)
228805	Operating Equipment Rock Shaft Lever Arm (4)
228806	Operating Equipment Rock Shaft Lever Arm Bracket with two 356(803) (4)
356(803)	Operating Equipment Rock Shaft Lever Arm Bracket Set Screw (3)
32134	Operating Equipment Rock Shaft Spring (2)
2770	Operating Equipment Rock Shaft Stop Dog with 140219(803) (2)
140219(803)	Operating Equipment Rock Shaft Stop Dog Screw (2)
DRIVING ACCESSORIES FOR HEAD-ON INSTALLATION	
150757	Machine Driving Belt, 57" long, (V-belt)
151223	Motor Mount and Belt Tightener complete, Nos. 51655(813), 150783, 151066, 151219 to 151222, two each 9281, 151068, four each 50807(813) and eight each 1778(816), 9842 and 126150
228822	Treadle complete, Nos. 2718(813), 14372, 14373, 14375, 17881, 50581(813) and two 46709 (2)

ACCESSORIES FOR MACHINE 369W139 AND 369W149 FOR SUBMERGED PARALLEL MOUNTING

NUMBER	DESCRIPTION
239355	Belt Guard Base
239445	Belt Guard Base 239355 with two each 67425, 201752(819) and 350640(819)
239446	Belt Guard Base Spacer
239447	Drip Pan with four 228804
228804	Drip Pan Rock Shaft Bushing
201308(805)	Drip Pan Screw (3)
203637(805)	Drip Pan Screw Washer (3)
52843	Drip Pan Washer (leather)
263417	Drip Pan Jack Screw
1517(805)	Drip Pan Jack Screw Lock Nut
167448	Machine Base and Oil Drain Jar (plastic)
228444	Machine Cushion (2)
228881	Machine Support Complete, Nos. 228866, 228868, 228870 to 228872, 239445, 239446, two 228444, four each 228873 to 228875 and 350639(819)
228786	Machine Support (rear)
228870	Machine Support (rear) 228786 with two each 51074(813) and 67425
67425	Lock Washer (11)
51074(813)	Machine Support Bolt (3)
228872	Machine Support Bracket (rear)
228873	Machine Support Bracket Jack (4)
350639(819)	Machine Support Bracket Jack Bolt (4)
228874	Machine Support Bracket Jack Bolt Washer (4)
228875	Machine Support Bracket Jack Flange with three wood screw 7/8" No. 12 R.H.B. (4)
228871	Machine Support Bracket (front) with two each 67425, 350640(819) and four 201752(819)
350640(819)	Screw (4)
201752(819)	Nut (10)
228867	Machine Support (front)
228868	Machine Support (front) 228867 with 51074(813), 67425, 200076(819) and 228869
200076(819)	Machine Support (front) Cushion Screw
228869	Machine Support (front) Cushion (nylon)
350641(819)	Screw (4)
228866	Machine Hinge Connection and Belt Guard Mounting Plate with four each 67425, 201752(819) and 350641(819)
OPERATING EQUIPMENT	
228879	Operating Equipment Complete, Nos. 228811, 228878, two each 32134, 228802, 228861, 268072, four each 2770, 228805 and 228806
228811	Operating Equipment Rock Shaft
2770	Operating Equipment Rock Shaft Stop Dog with 140219(803) (4)
140219(803)	Operating Equipment Rock Shaft Stop Dog Set Screw
32134	Operating Equipment Rock Shaft Spring (2)
268072	Operating Equipment Rock Shaft Collar with two 200386(803) (2)
200386(803)	Operating Equipment Rock Shaft Collar Set Screw (4)
288806	Operating Equipment Rock Shaft Level Arm Bracket with two 356(803) (4)
356(803)	Operating Equipment Rock Shaft Lever Arm Bracket Set Screw (8)
228805	Operating Equipment Rock Shaft Lever Arm (4)
228861	Operating Equipment Cable (adjustable) Complete, Nos. 1521(819), 151633, 167226-001 and 228858 (2)
151633	Operating Equipment Cable (adjustable) Yoke End Pin (2)
228858	Operating Equipment Cable (adjustable) Yoke End (2)
1521(819)	Operating Equipment Cable Lock Nut (2)
167226-001	Operating Equipment Cable (2)
228910	Operating Equipment Chain (lower), 24" long (2)
228802	Operating Equipment Chain (lower) 228910 with two 202784 (2)
228878	Starting Rock Shaft
DRIVING ACCESSORIES	
228829	Driving Accessories Complete, Nos. 150748, 228880 and two 228877
228876	Foot Lifter Treadle (2)
228877	Foot Lifter Treadle 228876 with 2718(813), 14373 and 50581(813) (2)
14373	Foot Lifter Treadle Extension (2)
50581(813)	Foot Lifter Treadle Extension Screw (2)
2718(813)	Foot Lifter Treadle Extension Screw Washer (2)
151219	Belt Tightener Hinge Plate
150783	Belt Tightener Hinge Plate Adjusting Screw 150701 with 51655(813)
150701	Belt Tightener Hinge Plate Adjusting Screw
51655(813)	Belt Tightener Hinge Plate Adjusting Screw Nut
9281	Belt Tightener Hinge Plate Adjusting Screw Nut Washer
151066	Belt Tightener Hinge Plate Adjusting Screw Hinge Pin
151068	Belt Tightener Hinge Plate Adjusting Screw Hinge Pin Retaining Ring (2)
1062(819)	Belt Tightener Hinge Plate Mounting Screw (4)
1606(819)	Belt Tightener Hinge Plate Mounting Screw Nut (4)
126150	Belt Tightener Hinge Plate Mounting Screw Nut Washer (4)
151220	Belt Tightener Hinge Plate Adjusting Screw Hinge Bracket
151221	Belt Tightener Hinge Plate Hinge Bracket
151222	Belt Tightener Hinge Plate Hinge Bracket Pin
50807(813)	Belt Tightener Hinge Plate Motor Mounting Bolt (4)
1778(813)	Belt Tightener Hinge Plate Motor Mounting Bolt Nut (4)
9842	Belt Tightener Hinge Plate Motor Mounting Bolt Nut Washer (4)
150748	Machine Driving Belt, 48" long (V-belt)
228880	Motor Mount and Belt Tightener Complete, Nos. 51655(813), 150783, 151066, 151219 to 151222, two each 9281, 151068, four each 1062(819), 1606(819), 1778(813) 9842, 50807(813) and eight 126150

NUMERICAL LIST OF PARTS
MACHINE 369W141

NUMBER	DESCRIPTION	NUMBER	DESCRIPTION	NUMBER	DESCRIPTION
171(830)	Adjusting Screw Pinch Screw	140427(830)	Stop Screw	167076	Driving Arm 167075 with 1519(805), 141075(803) and 239266
176(819)	Arch Clamp Foot Lifter Screw	140438(819)	Thread Guide Screw (3)	167077	Vertical Drive Shaft Worm
193(804)	Knife Bar Connection Screw (2)	140452(830)	Crank Position Screw	167079	Vertical Drive Shaft Worm Gear
201(804)	Bracket Stud Screw	140706(830)	Pinch Screw	167084	Machine Pulley (loose)
202(819)	Arch Clamp Foot Screw (2)	141057(819)	Pressure Regulating Screw	167143	Engaging Arm Stud
217(803)	Knife Bar Guard Screw (2)	141059(830)	Lifting Link Connection Screw	167144	Starting Bell Crank
217(805)	Oil Reservoir Screw	141060(819)	Arm Cover (side) Screw (4)	167145	Starting Bell Crank 167143 with 51657(803), 53617(805), 167154 and 167155
330(809)	Thread Wiper Body Finger Screw	141061(803)	Set Screw (2)	167146	Starting Lever with 141077(830)
418(804)	Thread Tension Stud	141066(803)	Locating Screw (4)	167148	Starting Lever 167145 with 239159, 239307 and two each 141099(805) and 214053
460(830)	Collar Set Screw (2)	141067(805)	Locking Screw	167154	Starting Lever Arm Key
462(830)	Adjusting Stud Set Screw	141069(869)	Arm Screw (3)	167155	Starting Lever Starting Rod
641(803)	Bracket Set Screw	141069(869)	Cylinder Screw (2)	167157	Starting Rod Adjuster
691(819)	Cover Plate Screw (6)	141070(803)	Supporting Gear Bracket Screw	167159	Stop Rod Swivel
691(806)	Throat Plate Screw (4)	141071(819)	Supporting Gear Screw	167160	Brake Shoe Support with 171(830) and 201(804)
742(819)	Bobbin Case Position Finger Screw	141075(803)	Driving Block Screw	167161	Swivel Retaining Ring
808(830)	Retaining Plate Screw (4)	141076(830)	Driving Link Screw	167162	Brake Shoe Support Bracket 167159 with 50446(803), 141101(803), 223812, 239513 and 239557
808(830)	Rubbing Block Screw	141077(830)	Set Screw (4)	167163	Tension Release Rod
853(830)	Thread Retainer Screw (2)	141083(830)	Bushing Set Screw	167163	Tension complete, Nos. 1560(803), 2103, 32572, 52082, 141576(803), 167171, 270278 and two 2102
998(830)	Regulator Set Screw	141083(830)	Hinge Stud Set Screw	167171	Thread Retainer (lower)
1036(830)	Crank Position Screw	141093(830)	Set Screw	167173	Thread Guide
1177(803)	Bracket Screw (4)	141099(805)	Screw Stud (upper) (2)	167181	Spring Regulator with two 141245(869)
1208(809)	Bushing Screw (2)	141100(850)	Hinge Screw	167182	Tripping Rock Shaft
1259(830)	Bevel Gear Set Screw	141101(803)	Pressure Spring	167229	Tripping Rock Shaft Collar with two 460(830)
1454(819)	Cylinder Cover (side) Screw (2)	141101(803)	Adjusting Screw	167235	Support Bracket
1513(819)	Stud Lock Nut	141101(803)	Bushing (back)	167262	Pressure Spring Washer
1518(805)	Arm Stop Rod Nut (2)	141101(803)	Support Screw	167262	Thread Cutter Knife
1519(805)	Driving Link Screw Nut	141101(803)	Bobbin Winder Brake Screw (2)	167292	Adjusting Stud Bracket with 462(830)
1521(805)	Screw Stud Nut	141101(803)	Crank Set Screw	167413	Knife Actuating Lever Screw and Nut complete, Nos. 1662(805) and 141448(803)
1560(803)	Tension Thumb Nut	141101(803)	Adjusting Block Screw	167414	Bell Crank Hinge Screw and Nut complete, Nos. 1662(805) and 141449(803)
1562(819)	Tension Thumb Nut	141101(803)	Rock Adjusting Screw (2)	167415	Pawl Hinge Screw and Nut complete, Nos. 1662(805) and 141450(803)
1620(819)	Housing Screw Nut	141101(803)	Tension Stud Set Screw (2)	167416	Collar with two 140321(830)
1655(803)	Screw Stud Nut (2)	141101(803)	Support Set Screw	167423	Arch Clamp complete, Nos. 68721, 68723, 141071(819), 167001, 167041, 167051, 167052, 167055, 239202, 239204, 239209, 350605(869), two each 202(819), 141575(803), 201711(803), 239206, 239613 and five 808(830)
1662(805)	Bell Crank Hinge Screw Nut	141101(803)	Worm Position Screw	167445	Arm Stop Rod
1662(805)	Knife Actuating Lever Screw Nut	141101(803)	Worm Gear Position Screw	167446	Arm Stop Rod complete, Nos. 167445, 202342, 239518 and 239519
1664(803)	Pawl Hinge Screw Nut	141101(803)	Worm Gear Set Screw	167447	Interlocking Arm Stop Rod 167446 with 167157, two 1518(805), three 131022 and four 2807
1664(803)	Stop Screw Locknut	141101(803)	Worm Set Screw	167468	Driving Block
1747(805)	Screw Lock Nut	141101(803)	Knife Actuating Lever Screw	167469	Driving Block Complete
2102	Tension Disc (2)	141101(803)	Tripping Rock Shaft Collar with two 460(830)	167475	Tripping Point (yielding) Complete
2103	Tension Spring	141101(803)	Support Bracket	167479	Arm Shaft Bushing (center)
2455	Tension Disc (2)	141101(803)	Pressure Spring	200056 (805)	Stop Latch Screw
2807	Bumper Separating Washer (4)	141101(803)	Washer	200072 (803)	Pinch Screw
5968	Roller Washer (2)	141101(803)	Thread Cutter Knife	200125 (833)	Needle Set Screw
10141	Tension Spring	141101(803)	Adjusting Stud Bracket with 462(830)	200186 (805)	Knife (Stationary) Screw
13288	Retaining Ring	141101(803)	Knife Actuating Lever Screw and Nut complete, Nos. 1662(805) and 141448(803)	200299 (819)	Trip Lever Hinge Screw
17828	Pinion Stud Bracket	141101(803)	Bell Crank Hinge Screw and Nut complete, Nos. 1662(805) and 141449(803)		
32572	Tension Releasing Disc	141101(803)	Tripping Rock Shaft Collar with two 460(830)		
37310	Roller Screw Stud Washer (2)	141101(803)	Support Bracket		
39453	Thread Wiper Body Finger	141101(803)	Pressure Spring		
50018(806)	Bracket Screw	141101(803)	Washer		
50356(804)	Spindle Housing Screw	141101(803)	Thread Cutter Knife		
50446(803)	Hinge Screw	141101(803)	Adjusting Stud Bracket with 462(830)		
50628(809)	Plate Screw	141101(803)	Knife Actuating Lever Screw and Nut complete, Nos. 1662(805) and 141448(803)		
51119(805)	Lever Arm Screw	141101(803)	Bell Crank Hinge Screw and Nut complete, Nos. 1662(805) and 141449(803)		
50316(819)	Cylinder Cover (bottom) Screw (2)	141101(803)	Pawl Hinge Screw and Nut complete, Nos. 1662(805) and 141450(803)		
51220(830)	Thread Guard Set Screw	141101(803)	Collar with two 140321(830)		
51306(805)	Thread Cutter Knife Screw	141101(803)	Arch Clamp complete, Nos. 68721, 68723, 141071(819), 167001, 167041, 167051, 167052, 167055, 239202, 239204, 239209, 350605(869), two each 202(819), 141575(803), 201711(803), 239206, 239613 and five 808(830)		
51369(819)	Arm Cover (front) Screw (2)	141101(803)	Arm Shaft (upright) Bevel Gear (lower)		
51657(805)	Lock Nut	141101(803)	Arm Shaft (upright) Bevel Gear (upper)		
51948	Follower Arm Roller with 1521(805) and 225837	141101(803)	Hook Shaft Bevel Gear		
51951	Cam Follower Roller and Screw Stud with 1655(803), 5968 and 37310 (2)	141101(803)	Take-up Crank Wearing Plate		
52394	Thread Take-up Spring	141101(803)	Arch Clamp Frame (universal) with two 239208		
52454	Thread Retainer (front)	141101(803)	Lifting Arm with 350604(869)		
53612(805)	Screw Stud Nut (2)	141101(803)	Lifting Link		
53617(805)	Swivel Stud Nut	141101(803)	Arm Shaft (horizontal) Bevel Gear		
53618(805)	Support Screw Lock Nut	141101(803)	Arm Shaft Bushing (back)		
68721	Arch Clamp Foot (left)	141101(803)	Arm Shaft Bushing (back)		
68723	Arch Clamp Foot (right)	141101(803)	167012 with 53618(805), 141128(833) 202299, 239374 and two 239383		
131022	Stop Rod Bumper (rubber) (3)	141101(803)	Arm Shaft (upright) Bushing (upper)		
136788	Thread Guide	141101(803)	Arm Shaft (upright) Hole Cover		
136903	Starting Lever Arm	141101(803)	Cylinder Cover Plate (top)		
140082(819)	Arm Cover Screw (2)	141101(803)	Screw Stud (2)		
140321(830)	Collar Set Screw (4)	141101(803)	Supporting Gear Bracket		
140352(830)	Tripping Point Screw (2)	141101(803)	Feed Plate		
		141101(803)	Feed Plate Carrier Bar with two 239448		
		141101(803)	Driving Block Spacer		
		141101(803)	Driving Lever with 350604(869)		
		141101(803)	Adjusting Block		
		141101(803)	Connecting Arm		
		141101(803)	Driving Arm with 350600(869)		

NUMERICAL LIST OF PARTS
MACHINE 369W141

NUMBER	DESCRIPTION	NUMBER	DESCRIPTION	NUMBER	DESCRIPTION
200308(803)	Hinge Screw	239264	Lateral Rock Shaft	239710	Bobbin Winder, Complete, Nos. 1620 (809), 50356(804), 50628(809), 200056(805), 200299(819); 202476, 225444, 225458, 228793, 228745, 228796, 239157, 239709, 249716 and two 225459
200436(803)	Pulley Set Screw	239265	Rock Shaft Driven Arm (2)		
201135(803)	Pulley Retaining Screw		Driving Link		
201143(819)	Thread Guide Screw	239266	Hinge Stud with 202423 (2)		
201188(803)	Collar Set Screw	239267	Driving Arm with 250604(869) (2)		
201356(805)	Screw Stud (lower)		Needle Bar Bushing (lower)	239712	Feed and Knife Driving Cam with 167235, 167/75 and two 140352(830)
201422(803)	Stud Screw	239268	Oil Packing (wick)		
201525(805)	Screw Stud Nut		Starting Bell Crank Pawl	239714	Knife Holder, Complete 239715, 35082,(830), 499919 and 499922
201711(803)	Adjusting Screw Lock Nut (2)	239273	Pawl Return Spring		
202005	Bracket Screw Nut	239277	Lifting Rod	239715	Needle and Bobbin Thread Puller
	Gear Bracket Screw Washer	239294	Starting Lever Bushing		
202299	Oil Packing (wick)	239295	Operating Lever Arm	239717	Rotating Hook Shaft
202342	Arm Hinge Tension Spring	239299	Retaining Ring	239718	Rotating Hook Shaft Bushing (front)
	Hinge Stud Oil Packing (wick) (2)	239301	Pulley (tight) Key		
202423	Stop Latch Trip Lever	239303	Retaining Ring (2)	239721	Throat Plate, Complete 200186(805), 239715, 239720, 350821(830), 499919 and 499920
202478	Adjusting Block Screw Washer	239307	Machine Pulley (loose)		
202603	Adjusting Screw Washer (2)	239314	Machine Pulley (loose) 239317 with 239322		
	Screw Washer (3)	239315	Engaging Arm Wear Block	239722	Retaining Ring
210805	Return Spring (2)	239317	Pulley (loose) Needle Bearing	239723	Rotating Hook Shaft, Complete, Nos. 143081, 239717, 239722 and 493466
214053	Brake Shoe Support Spring	239322	Tension Thread Guard		
223812	Bushing (front) oil packing (wick)	239328	Clamping Plate	239724	Starting Lever Spring
	Bobbin Winder Stop Latch	239336	Connection with 350606(869)	239727	Rotating Hook, Complete
225444	Stop Latch Thumb Lever	239342	Connection Rod	239728	Bobbin Case
225458	Thumb Lever Joining Stud (2)	239343	Lever Arm	239729	Bobbin Housing Spring
225459	Roller Screw Stud Washer	239344	Tripping Rock Shaft Support	249716	Collar with 201188(803)
225837	Number Plate Drive Screw (2)	239345	Vertical Drive Shaft	259470	Tension Guide
228485	Bobbin Winder Brake (leather)	239346	Vertical Drive Shaft Bushing (2)	268122	Tension Releasing Pin
	Bobbin Winder Pulley with 200436(803)	239361	Hinge Stud	270278	Thread Retainer (back)
228793	Spindle Housing	239363	Locating Pin	271018	Mounting Screw (3)
228796	Thumb Lever Plate	239374	Needle Thrust Bearing	350600(869)	Pinch Screw (2)
228798	Tension Adjusting Stud	239379	Engaging Arm with 239320, 239321 and 350600(869)	350604(869)	Lever Clamping Screw
228800	Adjusting Stud Bracket 167292 with 418(804), 1562(819), 10141, 228798, 268122 and two 2455	239382	Thrust Plate	350604(869)	Lifting Arm Pinch Screw
	Return Spring Screw Stud	239383	Needle Thrust Bearing Washer (2)	350604(869)	Pinch Screw (2)
228810	Tension Pulley	239384	Longitudinal Rock Shaft	350605(869)	Frame Screw
228812	Retaining Screw Washer		Thread Wiper Body Support	350606(869)	Pinch Screw (2)
232837	Longitudinal Rock Shaft 239384 with 51951	239387	Machine Pulley (tight)	350821(830)	Knife Screw
239144	Bobbin Winder Bracket	239388	Driving Block Pin	397050	Thread Wiper Body Support, Complete, Nos. 141574(803), 200308(803), 239170, 239336, 239387 and 239388
	Stop Cam Interlock Arm	239486-001	Pressure Spring Sleeve	493462-001	Needle Bar Bushing (upper)
239157	Lateral Rock Shaft 239264 with 51951	239501	Hinge Pin	493466-001	Rotating Hook Shaft Bushing (back)
239160	Lifting Rod	239512	Arm Hinge Pin	493468-001	Arm Shaft (upright)
	Wire (adjustable)	239513	Arm Hinge Pin Retainer	493469-001	Arm Shaft (upright) Bushing (lower)
239165	Slide Block	239515	Supporting Gear with 239245	493477-001	Thread Take-up Lever Link Hinge Pin Wick
239170	Connection with Stud and Block	239518	Starting Cap	493479-001	Oil Reservoir Sponge
239193	Shank (left)	239522	Thrust Button	493481-001	Needle Bar Connecting Link and Take-up Crank Assembly
239194	Shank (right)		Needle Bearing		Thread Take-up Lever Link Hinge Stud Complete
	Spring (medium) (2)	239524	Stop Motion Brake complete, Nos. 141100(850), 167161, 167229 and 239512	493511-001	Needle Bar and Thread Take-up Link
239202	Dowel Pin (2)	239525	Brake Shoe (leather)	493514-001	Oil Reservoir Complete
239204	Rubbing Block	239526	Rivet (2)		
239206	Lifting Bar with 176(819)	239529	Support	493517-001	Thread Take-up Lever Link
239208	Lifting Bar Bushing (lower)	239554	Support complete, Nos. 239554, 239556 and two 239555	493538-001	Thread Take-up Lever Complete
239209	Position Guide with 167007, 200072(803) and 239515	239555	Screw Stud Guide Block (2)	493552-001	Needle Bar Connecting Stud
239211	Spring	239556	Retaining Plate (2)		
239212	Arm Cover (center)	239557	Needle Bar	496135	Throat Plate Needle Hole Bushing
239213	Arm Cover (side)	239574	Needle Bar Thread Guide		
	Cylinder Cover (bottom)	239613	Needle Bar, Complete	499919	Knife (movable)
239233	Cylinder Cover (side)	239627	Foot Lifter	499920	Knife (stationary)
239234	Follower Arm with 239239 and 239240	239628	Starting Lever Arm	499922	Knife Holder
239238	Follower Arm Link	239629	Wear Block Pin	499923	Thread Loop Deflector
	Link Hinge Stud	239633	Lifting Rock Shaft	499947	Bobbin Case Position Finger
239245	Locating Pin	239644	Lifting Link Connection		
239250	Oscillating Slide Stud	239701	Arm Cover (front, with 51306(805) and 167262	509004	Bobbin Case Tension Spring (anti-spill)
239251	Knife Actuating Lever	239702	Arm Shaft (horizontal)	512946	Arm Plug
239252-002	Lever Link	239706	Bobbin Winder Spindle		
239255	Rock Shaft				
	Rock Shaft Bracket	239708			
	Knife Bar Rack	239709			

From the library of: Diamond Needle Corp

369W108

Same as 369W141, except for the following:

PARTS ADDED	DESCRIPTION	PARTS REMOVED
167183	Vertical Drive Shaft Worm	167077
167184	Vertical Drive Shaft Worm Gear	167079
X239731	Feed and Knife Driving Cam with 167235, 167475 and two 140352(830)	X239712

369W109

Same as 369W141, except for the following:

PARTS ADDED	DESCRIPTION	PARTS REMOVED
239401	Arch Clamp Foot (left)	68721
239402	Arch Clamp Foot (right)	68723
X239732	Feed and Knife Driving Cam with two each 167235, 167475 and four 140352(830)	X239712
167083	Feed Plate	167051
167346	Pre-tension Thread Retainer (adjustable) Complete, Nos. 418(804), 1562(819), 29943, 167283, 167344 and two 2455	52454
X239719	Throat Plate	---
X239735	Throat Plate X239719 with 17828, 50018(806), 55326, 200186(805), 201711(803), X239715, 350821(830) 499919, 499920, 499922 and two 1208(809)	X239721
55326	Throat Plate Needle Hole Bushing	496135
167085	Arch Clamp Complete, Nos. 141071(819), 167001, 167041, 167052, 167083, 167469, 239202, 239204, 239209, 239401, 239402, 350605(869), two each 202(819), 141575(803), 201711(803), 239206, 239613 and five 808(830)	167423

From the library of: Diamond Needle Corp

369W138

Same as 369W141, except for the following:

PARTS ADDED	DESCRIPTION	PARTS REMOVED
63947	Arch Clamp Bar Locating Finger with Pointer	--
405(803)	Arch Clamp Bar Locating Finger Screw	--
239451	Arch Clamp Closing Bell Crank with Stud	--
63949	Arch Clamp Closing Bell Crank Bracket	--
183(809)	Arch Clamp Closing Bell Crank Bracket Screw (2)	--
239453	Arch Clamp Closing Bell Crank Connecting Rod	--
239454	Arch Clamp Closing Bell Crank Connecting Rod Stop	--
201535(805)	Arch Clamp Closing Bell Crank Connecting Rod Stop Nut	--
28(803)	Arch Clamp Closing Bell Crank Hinge Screw	--
63953	Arch Clamp Closing Slide	--
63954	Arch Clamp Foot (left) with 51854	239202
63955	Arch Clamp Foot (right) with 51854	239204
910(830)	Arch Clamp Foot Adjusting Screw(2)	--
63983	Arch Clamp Foot Adjusting Screw Bracket	--
190(809)	Arch Clamp Foot Adjusting Screw Bracket Screw(2)	--
1601(809)	Arch Clamp Foot Adjusting Screw Nut(2)	--
239638	Arch Clamp Foot Lifter	239633
63984	Arch Clamp Foot Plate with 17959	--
63957	Arch Clamp Foot Plate Cap(2)	--
51854	Arch Clamp Foot Roller and Screw Stud (eccentric) with 1611(805) (2)	--
1611(805)	Arch Clamp Foot Roller and Screw Stud Nut(2)	--
63986	Arch Clamp Foot Spring	--
51041(803)	Arch Clamp Foot Spring Screw	--
239455	Arch Clamp Frame with two 239208	167001
63987	Arch Clamp Pressure Spring	--
141(803)	Arch Clamp Pressure Spring Regulating Screw	--
788(804)	Arch Clamp Pressure Spring Screw Stud	--

369W138 (continued)

PARTS ADDED	DESCRIPTION	PARTS
239606	Arch Clamp complete, Nos. 28(803), 141(803), 405(805), 788(804), 51041(803), 63947, 63949, 63953, 63954, 63955, 63983, 63984, 63986, 63987, 201535(805), 239451, 239453, 239454, 239455, 239612-900 two each 183(809), 190(809), 910(830), 1601(809), 63957, 350605(869), and four 350132(869)	167423
X239732	Feed and Knife Driving Cam with two each 167235, 167475 and four 140352(830)	X239712
167213	Feed Plate	167051
167214	Starting Bell Crank	167143
167215	Starting Bell Crank 167214 with 51657(803), 53617(805), 167154 and 167155	167144
167154	Starting Lever Starting Rod	--
167155	Starting Lever Starting Rod Adjustor	--
51657	Starting Lever Starting Rod Lock Nut	--
53617(805)	Starting Lever Starting Rod Switch Stud Nut	--
239639	Thread Wiper (quick acting) complete, Nos. 330(809), 39453, 141574(803), 200308(803), 239170, 239336, 239387, 239388 and 239638	239635
239391	Work Plate	--
200400(803)	Work Plate Adjusting Screw(2)	--
201524(803)	Work Plate Adjusting Screw Nut(2)	--
239392	Work Plate Bracket(2)	--
691(819)	Work Plate Bracket Screw(4)	--
239393	Work Plate Support Strap(2)	--
742(819)	Work Plate Support Strap Screw(2)	--
201711(803)	Work Plate Support Strap Screw Nut(2)	--
691(819)	Work Plate Support Screw(2)	--
239394	Work Plate complete, Nos. 239391, two each 742(819), 200400(803), 201524(803), 201711(803), 239392, 239393 and six 691(819)	--

From the library of: Diamond Needle Corp